



Estate Agents - Residential Sales - Investments - Lettings

Totteridge office:

74 Totteridge Lane
Totteridge
London N20 8QG

e : totteridge@realestates-wsp.co.uk

t : 020 8445 3132

f : 020 8445 4492

w : www.realestates-wsp.co.uk



Lerwick Court
Mill Hill NW7 2AZ
£375,000 Leasehold

Woodside Park office:

14/14a Sussex Ring - Woodside Park - London N12 7HX

t : 020 8445 6387

f : 020 8445 4492

e : info@realestates-wsp.co.uk

Real Estates on behalf of themselves and for the vendors of these properties whose agents they are, give notice that: (1) These particulars or any part of these particulars do not constitute a contract or an offer. (2) All statements made in these particulars relating to these properties are made without responsibility on the part of Real Estates or the Vendor. (3) Any intending purchaser must satisfy himself by inspection or otherwise as to the correctness of these particulars. (4) Real Estates or any person in their employment has no authority to make or give any warranty or representation whatever in relation to these properties.

Lerwick Court , Mill Hill

CHAIN FREE A well presented 2 BEDROOM, 2 BATHROOM FIRST FLOOR FLAT in this purpose built block on the popular Grosvenor Park development.

This apartment comprises a bright lounge with a Juliette balcony, fitted kitchen with integrated appliances, Master bedroom with fitted cupboards and en-suite, second bedroom also with a Juliette balcony, family bathroom and storage cupboard housing washing machine and dryer. Also benefiting from a newly fitted boiler.

Located within approx 1 mile of Mill Hill Broadway's excellent shopping facilities and Thameslink station, this property further benefits from an allocated secure underground parking space, visitors parking via security barrier, communal garden, entryphone system and long lease.

RECEPTION 13'8 x 10'2 max (4.17m x 3.10m max)
Door to Juliette balcony. Open with:

KITCHEN 9'10 x 5'3 (3.00m x 1.60m)

BEDROOM 14'3 x 11'11 (4.34m x 3.63m)
Door to:

EN SUITE SHOWER ROOM

BEDROOM 9'1 x 8'7 (2.77m x 2.62m)
Door to Juliette balcony.

BATHROOM

EXTERIOR:

COMMUNAL GARDENS

UNDERGROUND PARKING BAY

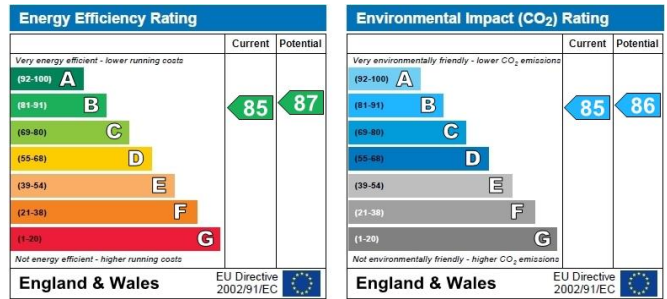
LEASE
Approx 112 years unexpired

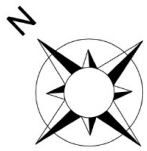
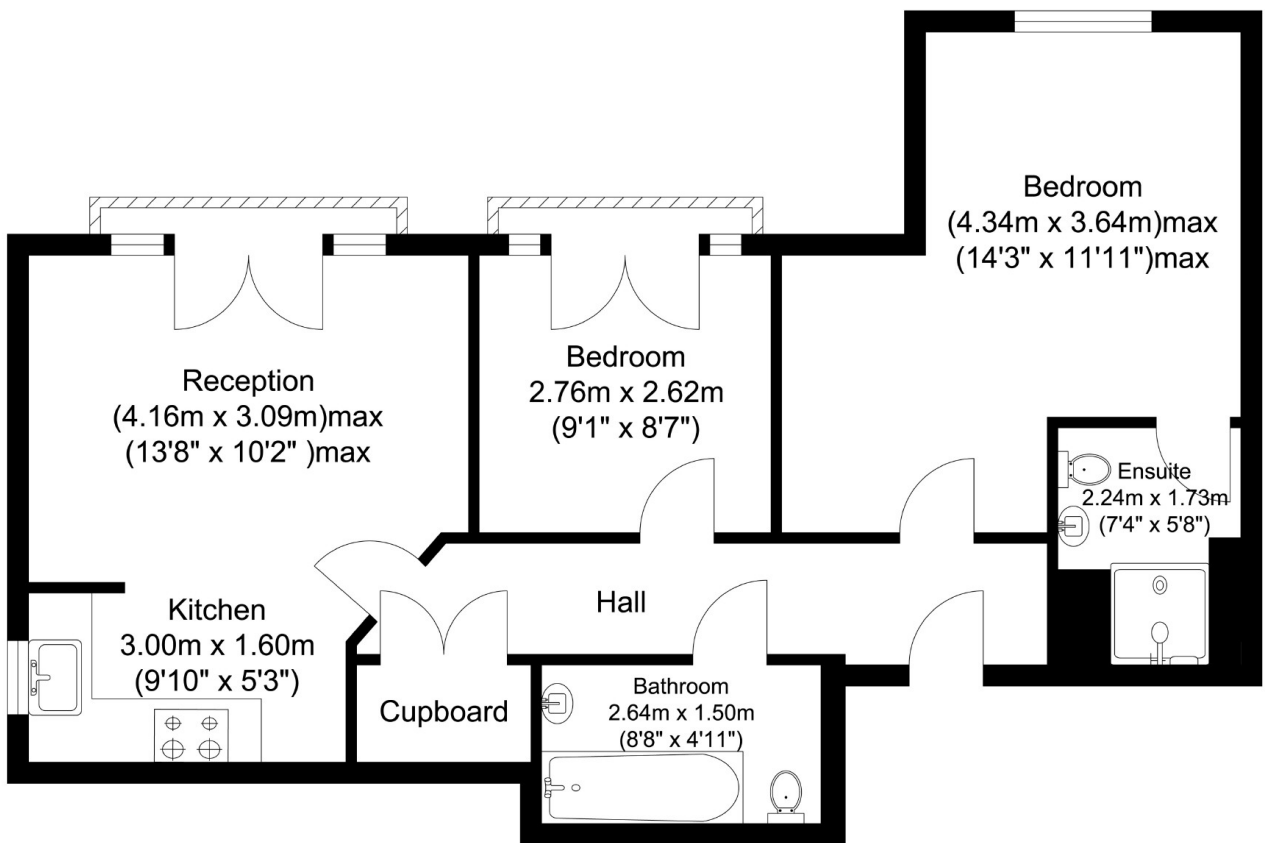
SERVICE CHARGE
Approx £1000 per annum

GROUND RENT
Approx £250 per annum

Viewing:
By prior appointment with the vendors agent Real Estates Tel:
0208 445 3132

You may download, store and use the material for your own personal use and research. You may not republish, retransmit, redistribute or otherwise make the material available to any party or make the same available on any website, online service or bulletin board of your own or of any other party or make the same available in hard copy or in any other media without the website owner's express prior written consent. The website owner's copyright must remain on all reproductions of material taken from this website.





Total Floor Area
Approximate Floor Area
563.00 sq. ft.
(52.30 sq. m)